

# Ocean Paradise Apartment 1

## Welcome to Gazipasa

# How-to

*Version e 2015-04-16*

***Address:***

Ocean Paradise Sitesi  
Zakkum Sokak No: 18 D:1  
Koru Mahalesi  
07900 Gazipaşa  
Antalya

***GPS coordinates:***

36° 13.98 N  
32° 18.13 E

## Initial notice

For most this how-to will be over complete in that it specifies all arrival/departure procedures, including some that are normally done by the caretaker. However better safe than sorry in case he left out something.

## Getting there

Coming from Alanya:

Gazipasa has two traffic lights: First one is by the hospital, second is on the main road crossing - the Mermaid Statue Square: [Click for Gazipasa center map](#)

Turn right at the last one down Ugur Mumcu Bulvari. It is a 4 lane road, road sign says "Yat Limani". Follow it 1,5 km and turn left onto Koru Yolu. It is just after passing Baysal Hotel on your left hand side and before the Selinus Hill. If you pass the Roman Aqueduct, you have come too far. [Click for overview map](#)

Follow Koru Yolu over the bridge to the end - ca 2,5 km - it is a bumpy road

Turn right onto Cumhuriyet Caddesi, and follow it to the beach, turn left - still same road, beach on your right hand past the fish restaurant where it makes a 90 degrees left turn. Follow it uphill until you have first Palmiye Koru and then Ocean Paradise with the swimming pool on your left side. [Click for area map](#)

Stop by the entrance just below the living room windows and unload - later on you will probably park the car in the basement. [Click for detailed map](#)

Welcome, you may open the door!

## At arrival

1. If you forgot the key or cannot find it, there is one with the administration. SMS Kadir as follows:

**Imdat! Anahtar, Ocean Paradise No 1, Lütfen  
+90 538 235 1165**

2. Unlock. The normal key fits above the flat one below. Three turns on each may be necessary. Upper one at first. It may need an inward push (some return spring action). The lower one, and pull the door at last when turning the handle down. The lock is a latch, so be careful not to lock yourself out, or you may need the advice under 1). When there you would normally only use the lower one.
3. If not on already, turn on water and electricity. There are four counters and three tariffs:
  - T1 is daytime 06-17
  - T2 is evening 17-22, +50% charge
  - T3 is night time 22-06, half price



- **T is total = sum of the rest. Please, this is the important one.**

The meter is in the outside cabinet next to the front door. All switches should point UP. The current breaker in the lower left hand corner may turn off in case of external failures (power breaks, thunder storms). Just flip it up again.


Water supply is through the stopcocks in the cabinet below the stairs. The lower one is for us. Do NOT turn it fully up. Only 90%, or it may leak.

Meter readings should be entered in the note pad (Turkish: Bloknot) in the bookcase.

4. Turn on the water heater in the bathroom. Switch on right hand side UP and half thermostat "at half past four":



5. Turn on the gas in the corner cupboard at the left of the stove. "Vertical = open":



6. Connect the refrigerator, close the doors and switch it on: Thermostat normally 2-3.

7. Connect the emergency light by the bathroom door for charging:

- Plug in
- Slide the switch to "1"
- If necessary pull the string to bring the red "charge"-lamp on.



Now the emergency light will turn on in case of power breaks. It happens regularly, particularly during summer when the whole town has air conditioning on while preparing the evening meal.

You may prefer to move the emergency light to the screw provided above the plugs in the bathroom.

8. Switch on air conditioning units. Put batteries in the remote controls.
9. Pull all shutters up – careful, is is only plastic.
10. Put the balcony furniture out.
11. **Welcome and have a good time.**

## When leaving

1. Empty, shut off and then defrost the refrigerator. Pull the plug. Leave the doors slightly open.
2. Empty dishwasher and washing machine.
3. Leave damp laundry on the drying rack.
4. Close the gas. "Horizontal = off":
5. Shut off the water heater.
6. Shut off air conditioning units. Switch up in the sleeping rooms, down in the living room. Pull a battery from the remote controls.
7. Empty garbage bags.
8. Balcony furniture in.
9. Make sure the balcony doors are closed and shut and the shutters pulled down. Some fiddling may be necessary, particularly on the small balcony. If so open the window, and help the door shut with your hand. Then pull slightly to help the window shutter, get it down and close.
10. Read water and electricity meters, and enter the figures in the note book. Close stopcock and main switch.
11. The emergency light turns on! Pull the plug and slide the switch to "off". No need to pull the string.
12. Close the front door, three turns in each lock.
13. Return the keys to where you got/found it.
- 14. Have a safe travel home.**



*LPG closed*



## When you are there

### *Useful names and numbers*

#### The helpful one

**Konrad** – locally known as “English Mustafa” is the owner of the local foreigner's watering hole ”The Green Oasis”. He speaks Turkish, English and German and can arrange translation and all sorts of contacts. Internet café. Do remember to also trade with him. See ”drinking water” below. He makes the best Sac Kavurma in town (Turkish Hotpot – looks like a wok).


- Mobile (But it is better to pop up) +90 533 411 2813



*Konrad / English Mustafa*

#### Site officials – in growing distance

- Caretaker. His name is **Kadir** og he speaks only Turkish. He also takes care of the yellow buildings, Palmiye Koru.
  - Phone +90 538 235 1165
- Local administration is done by **Fatih Sarikaya**. The office is on the first floor of the building with small shops at the central mermaid corner. Almost on top of ”The Green Oasis” café. He speaks English:
  - [fatih@ozdence.com](mailto:fatih@ozdence.com)
  - mobile +90 553 705 9269
  - office +90 242 572 4243



*Kadir*

(additional) cleaning may be ordered through Fatih. It is performed by Kadir and his wife. Charge is 60 TL without, 80 TL with laundry.


## *Equipment, all sorts of things*

### Air conditioning/heat

The air conditioning units can either cool or heat the apartment. Select on the remote control. Upper left hand button is function selection. Symbols:

- Snowflake = cool
- Drop = dehumidify
- Sun = heat

The picture show cool.



*Function set at cool*

### Drinking water

The tap water is basically safe, but most often does not fit tourist stomachs. So buy a 3 or 5 liter can at the supermarket. It is really inexpensive.

## Garbage

The container is in front of Palmiye Koru, some 50 m down the road.

## LPG/gas

Telephone order at +90 242 572 5316 with code **Arne-Ishak**. By failure call the caretaker.

## Basement/garage

Just below the apartment – through the caretaker's storage room and marked with "1" on the door. You will find a barbeque (Weber-type), a black metal sun lounger and a folding table to use by the pool. If not already by the pool there are usually also parasols and white plastic sun loungers in the caretaker's room.



*LPG shop*

## Emergency light

Also handy if you endure on a cave walk.

## Vacuum cleaner

It is a bagless unit, so no need to try and find a clean one. It has a terrible whining sound. The surroundings has some very fine red dust that will cover EVERYTHING, including the internal filters.

## Normal emptying

The front is transparent, so you can see what has been collected. Simply take off the front, down with the bottom lid and shake it outside in the bushes. Picture at right:



Normal emptying



Fine filter

## Empty the fine filter

In serious cases (very strong whine) one should also remove and clean the cartridge as seen at left.

## The pool

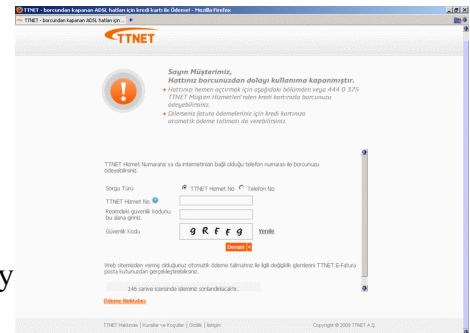
The pool season is from 1. april to 15. november.

## WIFI

The wifi is called: **OCEAN PARADISE** wireless code (april 2015): **buyucu12KARAKULE5qq**

In the small bedroom there is a "repeater" on the wall. To have adequate connection it must be turned on. Without the repeater you will have connection only when sitting directly by a bedroom window.

Occasionally there is a total network drop. In such case you may only a Turkish registration window as shown or your computer recognizes "Ocean Paradise", but "No internet connection".



Network drop

In such case do as follows:

- Find the mast by the parking entrance
- Press the switch for 10-15 sec
- Wait for 1-2 minutes
- In most cases this is enough
- You may possibly also need to restart – power off/on – the repeater in the small bedroom



Only if that is not enough you need to call Fatih at the administration.

# Going out

## ***Car accidents***

ALWAYS stay at the accident site and call the police to have them make a report. This is the case even if you just hit some rock or corner at a parking lot with no-one else involved. Only then will there be coverage from the comprehensive insurance on the rental car, and you may face a fine for running away:

1. Stay! If possible do not move the car at all.
2. Take a photo.
3. Call your rental company and make them speak with the traffic police: 155
4. Wait for the police.
5. Have the report.
6. Call your rental company again, so everything can be settled before you return the car.